



PURIEVER

PURIEVER WHITE PAPER

ver.1.7

We Create An Eco-Friendly Culture

CONTENTS

| | |
|--|----|
| Disclaimer | 3 |
| Abstract | 4 |
| Background | 5 |
| | |
| Target Market | 8 |
| Global interest | 8 |
| The importance of air quality data | 10 |
| Inefficient Existing Air Quality Monitoring System | 12 |
| PURIEVER Project | 13 |
| Vision of PURIEVER | 13 |
| PURIEVER Infrastructure | 13 |
| PURIEVER Business | 15 |
| Puriscan | 16 |
| Purimap | 19 |
| PuriOn | 21 |
| PuriCard | 22 |
| BusMask | 23 |
| Puri Coordinator | 27 |
| Food Waste Smart Management System | 30 |
| 30MOU and Patent Registration | 38 |
| Road Map | |
| 43Team | |
| 46Advisors | 48 |

DISCLAIMER

This disclaimer contains the provisions of Puriever's liability among the content in the "Puriever White Paper"

This white paper has been prepared for informational purposes only, and does not apply to any investment advice, solicitation, and sale or subscription of Puriever (PURE) Tokens and related companies' stocks and securities. All documents related to Puriever, including this document, must be in the form of a confidential memorandum that is not disclosed to third parties pursuant to securities laws and other laws. None of the contents of this white paper is compelled to participate in the transaction. Nothing in this white paper can be considered as an invitation to participate in the transaction, and this includes the right to obtain a copy of the white paper or to share it with others.

Participation in the transactions referred to in this white paper means that participants have the ability to meet legal requirements as investors, such as age standards set out in relevant statutes, and to make free decisions of their own that are not induced by anyone. All participants who have signed the contract voluntarily entered into the contract and are deemed to have a clear and necessary understanding of the PURE Token prior to the contract. The PURE Token team will continue to make reasonable efforts to ensure that the information in this white paper is true and accurate. The mechanisms of the platform, the mechanisms of Token and Tokens, and the distribution of Tokens can be modified during the development phase. Parts of the document may be adjusted according to the progress of the project, and the team will announce it on its website or post the adjusted contents on the new white paper.

The company must refer to the latest white paper and make a decision by reflecting the updated information.

The Company shall not be liable for any losses arising from (i) excessive reliance on the contents of this document, (ii) the contents of this document, and (iii) the actions and actions of investors pursuant to this document. The team will make every effort to achieve the goals outlined in the document, but this cannot be interpreted as a guarantee of full support even in situations of force majeure. We confirm that possession of PURE Token does not give owners ownership, control, or decision-making rights in Puriever.

PURE Token is a digitally encrypted currency that does not belong to (a) all kinds of currencies and (b) securities, (c) corporate interests, (d) shares, bonds, certificates, warrants, certificates, and (e) other financial instruments that grant rights. Depending on market rules and pre-creation demand, PURE Token may not have any value.

The team makes no promises of added value and will not be held responsible for the consequences of increasing or decreasing value. This includes, to the maximum extent permitted by applicable law, direct or indirect damages, loss of business profits, loss of business information, or other economic damages arising in connection with a particular purpose. The Puriever team and PURE Token comply with legal regulations that help in sound industrial development through exchanges within the industry and self-regulation declarations.

Participants and their representatives shall fully accept and comply with the above-mentioned content. At the same time, all information disclosed by participants in order to make these decisions must be complete and accurate. PURE Token clarified the risks to participants within the possible categories, recognized and recognized the terms and conditions of the rules when participating in a transaction, and took the potential risks of this platform and bears the consequences on its own.

ABSTRACT

The rapid development of technology has enriched the lives of mankind around the world, but the environment paid for it. In the age of consumerism for human survival, it caused rapid deterioration of the environment, and without a clean environment and air, the quality of life will deteriorate.

Although technology and industrialization may have led to this environmental degradation, it is also possible to use the potential of new technologies to heal the environment and improve the living conditions of people around the world. The myth that economic growth has to pay for the environment is not true, and Puriever has a classy ecosystem that can strike a balance between economic growth and environmental health.

Puriever's goal is to build a platform where users can voluntarily participate in various activities that are beneficial to the environment. By inducing users to provide useful real-time data like air quality information by themselves and sharing it through Puriever's system, it is to build an environment that can quickly provide air quality information of various regions and places.

Timely information can be interpreted as actions that can lead to a better quality environment.

Through Puriever, we are confident that we can create an eco-friendly culture between the information producing participants and the users of the provided information, and ultimately provide a cleaner and healthier environment for humanity.

BACKGROUND

ISSUE

According to the World Health Organization (WHO) death toll statistics, 7.6% of the world's deaths in 2016 died from air pollution. In addition, 9 out of 10 people in the world live in places that exceed the fine dust recommendations set by the World Health Organization (WHO). According to data released by WHO, in 2016, 4.2 million people died from outdoor air pollution and 3.8 million people died from indoor air quality pollution.

Fine dust penetrates the human lungs and cardiovascular system and is one of the causes of various diseases such as stroke, heart disease, lung cancer, acute obstructive disease, and respiratory infections. WHO statistics show that 24% of adults who died of heart disease, 25% of stroke deaths, 43% of deaths from chronic obstructive diseases, and 29% of deaths from lung cancer were exposed to air pollutants.

7.6%
of all deaths
worldwide died from
air pollution

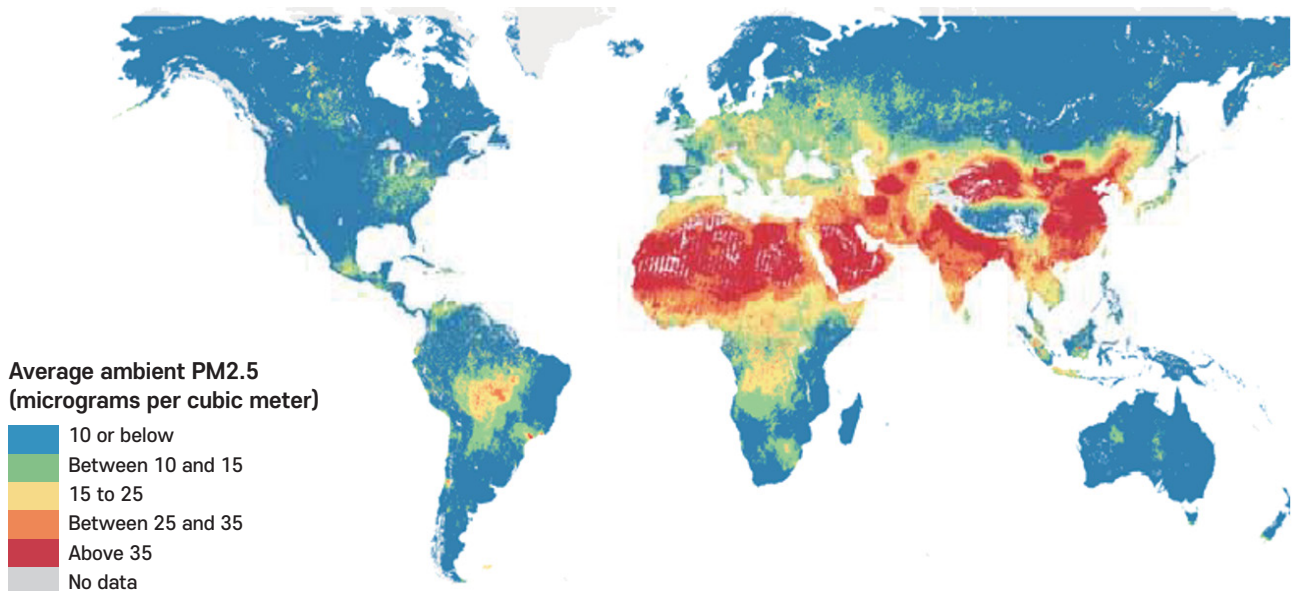


Figure 1.1: Comparison of the 2016 annual average ultrafine dust (PM2.5) concentration with the interim target of the World Health Organization (WHO) recommendation

Source: Shaddick et al. (2018)

Source: UN Environment Program (2019)

Particulate Matter (PM) refers to dust less than 10µm in diameter, and Fine Particulate Matter is dust less than 2.5µm, which is only about 1/20~1/30 the thickness of human hair. Dust is called ultrafine dust. When such fine dust enters the human body, it causes many diseases, including respiratory diseases.

International Agency for Research on Cancer (IARC) under the World Health Organization classified fine dust as a group 1 carcinogen that has been confirmed to cause cancer in humans.

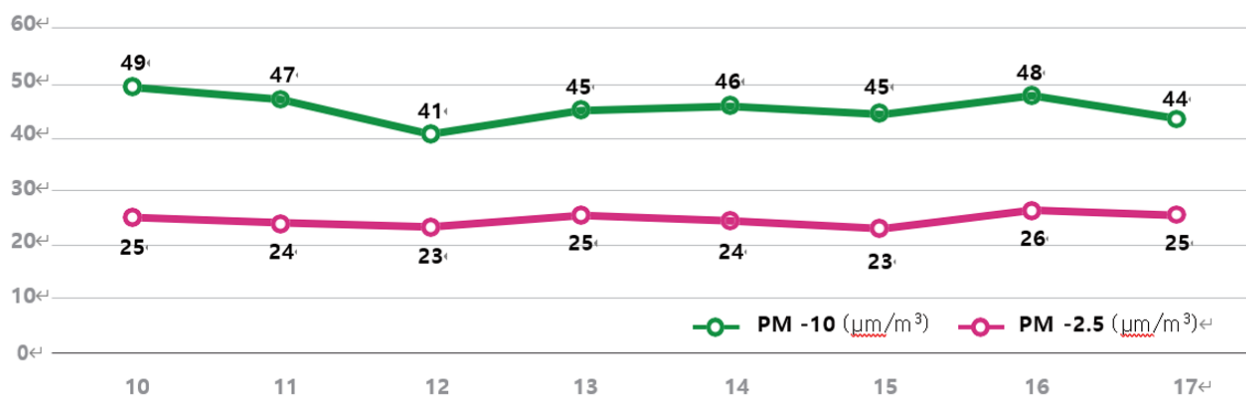


Figure 1.2: Changes in fine dust concentration by year in Seoul
Source: Seoul Institute of Health and Environment (2017)

The average fine dust concentration of China is 41.2 µm/m³ while Beijing, the capital city, is 50.9µm/m³, which is about 5 times higher than WHO's recommendation.

5FineXDust

5X higher than WHO's recommendation

The maximum daily concentration of fine dust concentration in Seoul rose up to 192µg/m³ in 2014, and almost tripled to 470µg/m³ in 2018. The maximum fine particulate matter concentration also reached up to 204µg/m³ as of 2018, the highest since 2013. The average fine dust concentration of China is 41.2µg/m³ while Beijing, the capital city, is 50.9µg/m³, which is about 5 times higher than WHO's recommendation.

China's air pollution-related policies started in 2013, and although it is said that fine dust has decreased significantly, it is much higher than the recommended standards of the World Health Organization (via WHO) and the decrease in fine dust in major regions has started to halt, and the fine dust concentration in December 2018 was higher than the fine dust concentration at the end of December 2017.



Figure 1.3: Average fine dust (PM2.5) trend in major cities in China

Source: Bloomberg, KTB Investment & Securities (2019)

Fine dust gets worse indoors because fine dust tends to stay indoors. People spend more than 80 to 90% of their day indoors. In particular, on days with a lot of fine dust, the amount of time to stay indoors increases rather than outdoor activities.

The transmission rate of indoor pollutants to the lungs is 1,000 times that of outdoor pollutants.

The main culprit of air pollution, such as yellow dust and fine dust, and exhaust gas from automobiles, enter the interior and sometimes stick to clothes and enter the house.

In the case of fine dust, not only does it enter the room through the flow of air from outside, but also carbon dioxide, cigarette smoke, sealing due to lack of ventilation, pet hair and excrement, and volatile organic compounds can pollute the indoor air.

In particular, the concentration of fine dust increases up to 70 times more than usual when cooking indoors.

Indoor air pollution from various causes has a lot of effect on our health. Invisible fine dust can reduce lung function through respiratory organs, cause diseases such as asthma and cardiovascular diseases, and cause allergies, skin and respiratory diseases due to bacteria such as fungi.

In particular, sensitive groups such as children and the elderly are relatively vulnerable to the defense of pollutants due to their weak ability to remove and discharge pollutants. In addition, if you raise pets, mites or germs can be attached to the animal's fur, which can cause respiratory diseases such as allergic diseases and asthma.

TARGET MARKET

Global Interest

Fresh air is a public good that is taken for granted and suffers from “Traggy of Commons”. Irresponsible industrial activities can also reduce the air quality enjoyed by people living in cities thousands of miles away.

However, people still recognize the importance of having access to fresh air to maintain health, which is a key element of everyday life. As a result, air quality and awareness of monitoring its data are increasing worldwide, from governments to individuals.

The government installed sensors designated in specific areas to collect various types of measurement values, such as air and pollen, for

each industry, such as industry/nature/home. NASA is also providing information about the world’s air quality observed and collected from space using Earth-observing satellite devices. This information will be used by air quality coordinators and researchers to study the impact of air pollution on human health and agriculture in the future.

Governments around the world are allocating more budgets to improve air quality. In 2020, the Ministry of Environment of the Republic of Korea budgeted \$8 billion, an increase of 23.7% from the previous year. Of the total allocated budget, \$2 billion will be allocated and used for ‘improving air quality and indoor air quality’.

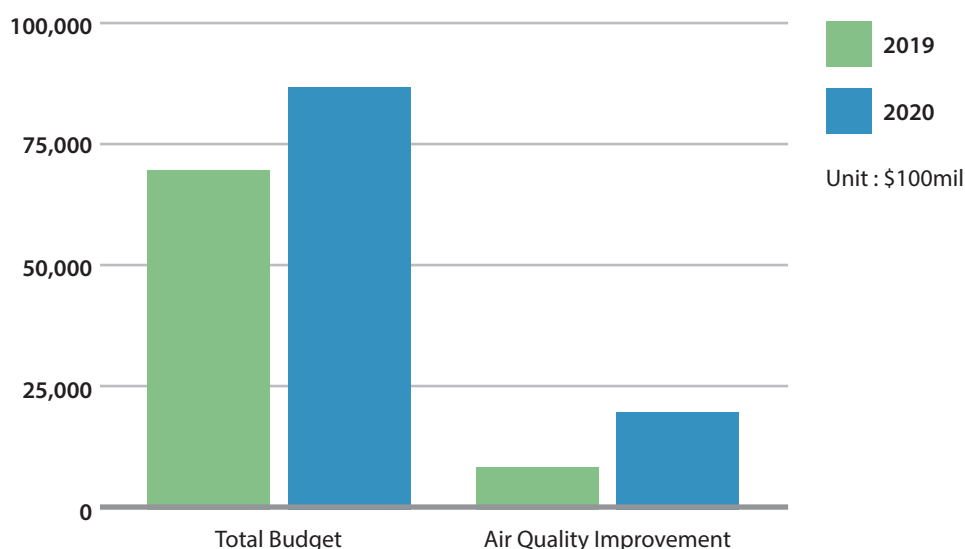


Figure 2 :

Total allocation budget for 2019 and 2020; Ministry of Environment of South Korea

Besides South Korea, other Asian countries are also actively seeking ways to improve air pollution caused by high concentrations of fine dust. In particular, the governments of China and Southeast Asia, where the world's mass production bases are concentrated, are concerned about the seriousness of pollutants such as fine dust emitted from their industrial plants as the measurement of air pollutants exceeds the World Health Organization's recommended standards. Neighboring countries such as Japan and Singapore are also affected by such pollutant emissions and are making various efforts to reduce them at the national level.

China has allocated 407.3 billion yuan (570.23 billion USD) to protect the health system and environment, of

which 25 billion yuan will be specially allocated to control air pollution levels. Japan also allocated 2 trillion yen (2.2 billion USD) to the Ministry of Environment, 9% of which was allocated to air quality conservation. Similar moves have continued in other Asian countries, and the seriousness of the air problem has resulted in huge spending on improving air quality.

In addition to Asia, Europe is also making great efforts to protect the environment. The public and private sectors are actively cooperating on the issue, with more than 20 European countries earmarking 300 billion euros in special budgets to improve the environment. Compared to the current 57 billion USD budget allocated by China, the amount itself is overwhelming.

| # | 26 Countries | Million Euros | Last | YoY | 5-years CAGR | |
|----|----------------|----------------------|------|-------|--------------|---------------------------|
| 1 | Germany | 68,889 ⁰⁰ | 2019 | +1.5% | +1.7% | View data |
| 2 | France | 43,452 ¹⁰ | 2019 | +0.9% | +0.8% | View data |
| 3 | Italy | 33,043 ⁰⁰ | 2019 | +0.8% | +1.4% | View data |
| 4 | United Kingdom | 31,180 ⁰⁰ | 2019 | +1.3% | +2.3% | View data |
| 5 | Spain | 17,964 ⁴⁰ | 2019 | +0.2% | +2.1% | View data |
| 6 | Netherlands | 17,150 ⁰⁰ | 2016 | -5.8% | +0.8% | View data |
| 7 | Belgium | 13,534 ⁰⁰ | 2016 | +1.7% | NA | View data |
| 8 | Switzerland | 11,921 ⁰⁰ | 2019 | +2.8% | +5.3% | View data |
| 9 | Austria | 11,421 ⁰⁰ | 2016 | +5.6% | NA | View data |
| 10 | Sweden | 9,244 ⁰⁰ | 2019 | +2.0% | +2.4% | View data |

Figure 3:

Environmental-related government budgets in representative European countries

source: Nationmaster.com energy & environment, environmental protection

Importance of Air Quality Data

To improve air pollution worldwide, measurement and accurate analysis of air quality data, especially pollutants in real time, are key. A series of essentials that require air quality data to be collected through various devices around the world are emerging, and the importance of the “air quality index” is also increasing. The “air quality index” is recognized as a way to share air quality data between companies and countries (government) by converting individual air pollutants detected through sensors into an index that allows people around the world to understand air quality more intuitively.

In particular, the Republic of Korea maintains the world’s highest level of civic awareness of clean environment and air. According to a report by the World Economic Forum (WEF), South Korea is leading the global “environmental revival” movement by recycling 95 percent of food waste,

saving electricity and water, and not using disposable products.

Furthermore, over the past two years, the government has been making more investments and efforts to solve the fine dust problem than in other areas. The government has declared the fine dust problem a “social disaster” and established a system to monitor and predict fine dust concentrations every day, as well as strict restrictions (regulations) on facilities and construction sites to minimize fine dust emissions.

The global air quality monitoring system market is expected to grow from 4.3 billion USD in 2019 to 6 billion USD (CAGR 5.9%) by 2025, through effective monitoring of air pollution and regulatory support for development of eco-friendly businesses.

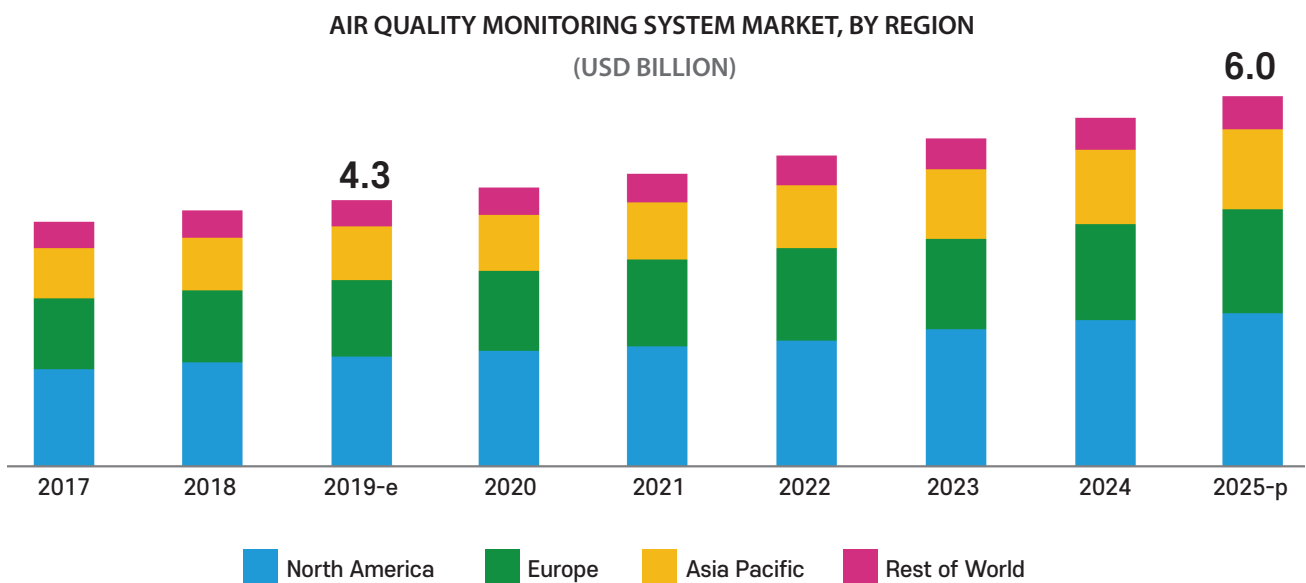


Figure 4:
AIR QUALITY MONITORING SYSTEM MARKET,
BY REGION
Source: Marketsandmarkets Analysis

Global Air Quality Monitoring Market
By Product Type

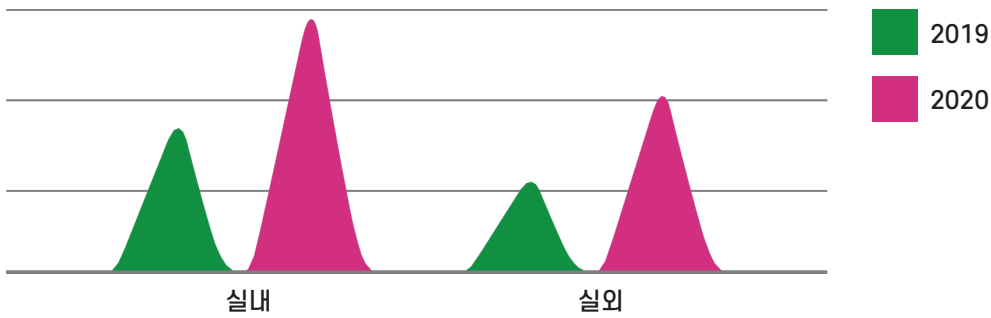


Figure 5:
Global Air Quality Monitoring Market
Source: Marketsandmarkets Analysis

The air quality monitoring market can be divided into two types: indoor monitoring system and outdoor monitoring system. While the outdoor monitoring market aims for institutional uses such as the government sector and the commercial (private) sector, the indoor monitoring market is only aimed at individuals and families.

The indoor air quality monitoring market continues to grow as the awareness of “smart houses/smart apartments” as well as “comfortable and healthy indoor environments” has increased frequently, raising the need to install indoor air quality monitoring devices.

In the U.S. alone, demand for indoor air quality monitoring markets continues to grow due to health problems caused by breathing contaminated air and various respiratory-related deaths. Asia - In the Pacific region, South Korea and China are leading the market and gaining attention. Asia – The Pacific region is expected to grow at the fastest pace as strict and controlled government enforcement of regulations increases.

U.S. Air Quality Monitoring System Market Size
by product type, 2014-2025 (USD Billion)

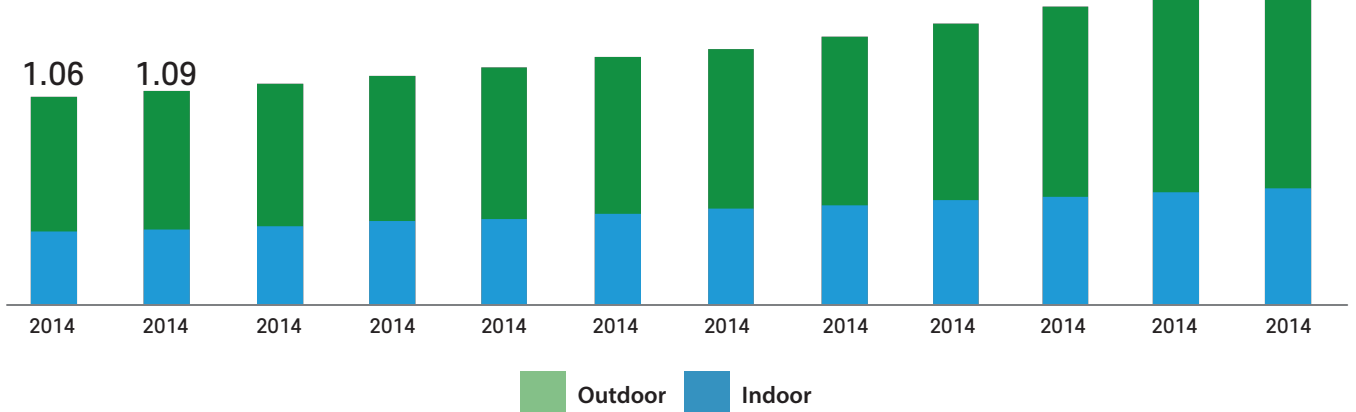


Figure 6:
U.S. Air Quality Monitoring System Market Size
Source: grandviewresearch.com

Inefficient existing air quality monitoring system

Despite the increase in market size and demand, the existing air monitoring infrastructure (such as monitoring devices, stations, data platforms, etc.) in the current market is insufficient to provide accurate information on maintaining health in daily life.

According to the Organization for Economic Cooperation and Development's 2018 Health Statistics, South Korea's respiratory mortality rate increased nearly 2.5 times from 68.9 per 100,000 people in 2011 to 76.2 per 100,000 people in 2015. The ratio is significantly higher than the average of 66.1 for other member states. In particular, the worsening air condition due to fine dust and floating solids was a major factor in raising the death rate.

Current air quality monitoring systems are mainly used for quantitative measurement of chemical/biological/ physical air pollutants and are focused only on industrial levels. Since this data does not include 'micro-level' and in fact, individuals desperately need accurate air quality data, such as real-time information from indoors, frequently visited locations, and air quality from school and workplaces, to communicate understanding and information to individuals to live a healthy life each day.

Puriever aims to provide improved indoor and outdoor air quality and data with both macro- and micro-level monitoring devices, and provide real-time data using the technology of the blockchain to efficiently manage data-to-data transactions, ultimately providing better daily lives for everyone.

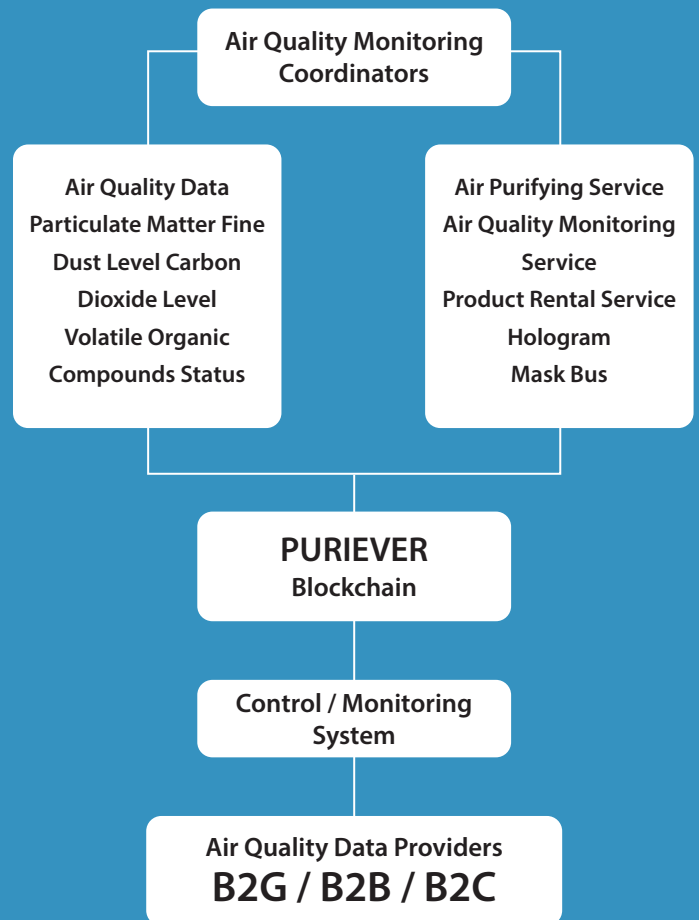
PURIEVER PROJECT



VISION OF PURIEVER

Puriever believes that by giving gifts of clean air and coexisting with the environment, it can create a better world for future generations. We achieve this through a family of business products and build a solution that leverages the potential of the technology to create cleaner air.

Puriever collaborates with government agencies from B2G services to B2B and B2C, and we collect and analyze a wide range of air quality data from industry to home, making it easy for everyone to analyze high levels of data and people's behavioral changes to get better air for humanity.



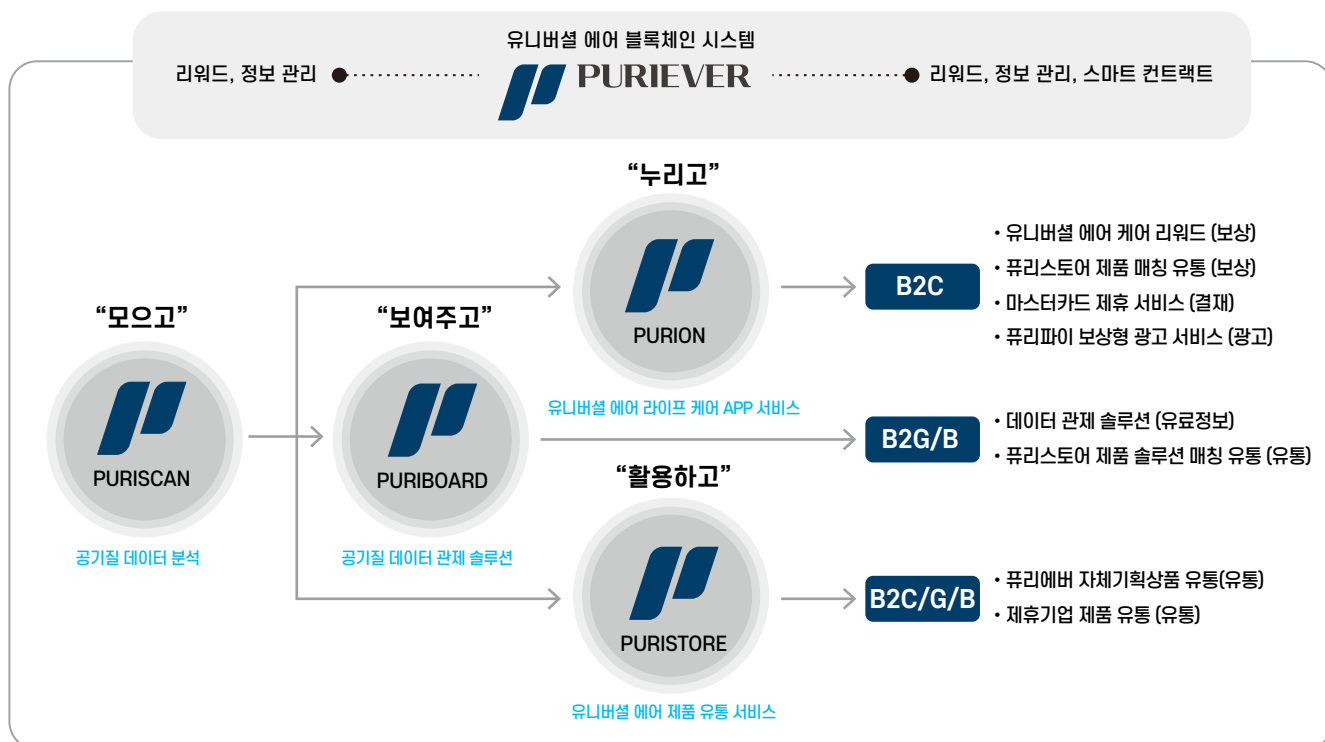
Puriever Infrastructure

Puriever's infrastructure includes the following categories of products:

| Hardware | Software | Human Resources |
|--|---|--|
| <ul style="list-style-type: none"> •Air quality monitoring device •Air pollutant detection device •Air cleaner •Bus mask | <ul style="list-style-type: none"> •Puriscan •Purimap •Puripick •Puring | <ul style="list-style-type: none"> •Air quality monitoring coordinator •Air quality data management consultant |

The products listed above cover the entire business area of the Puriever project, from B2G (government) and B2B (agencies) to B2C (individuals). Through data collected at macro level, such as metropolitan cities, provinces, cities, counties, and districts, various pollutants and dust such as schools, corporate offices, and leisure centers are analyzed to provide detailed real-time air quality information to users.

환경웰빙케어서비스를 위해 모으고, 보여주고, 누리고, 활용하는 비즈니스모델의 구축과 적용



Business

PURIEVER Air Quality Management Solution



Curated Air Quality Management Solution
Customized for all B2B, B2G, B2C



•**Puriscan** Indoor Air Quality Management Service



•**Purimap** Indoor Air Quality Status Monitoring Service

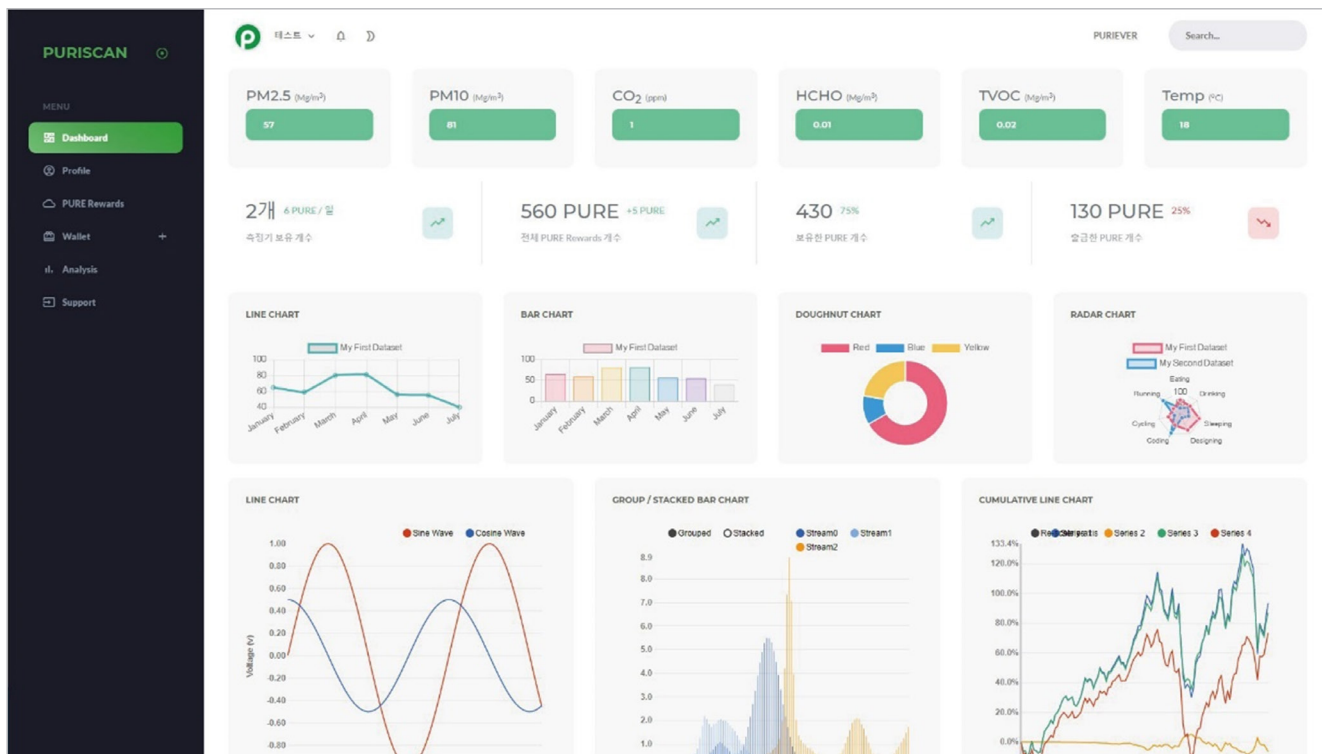


•**PuripiON** User Friendly Air Quality Data Sharing Service

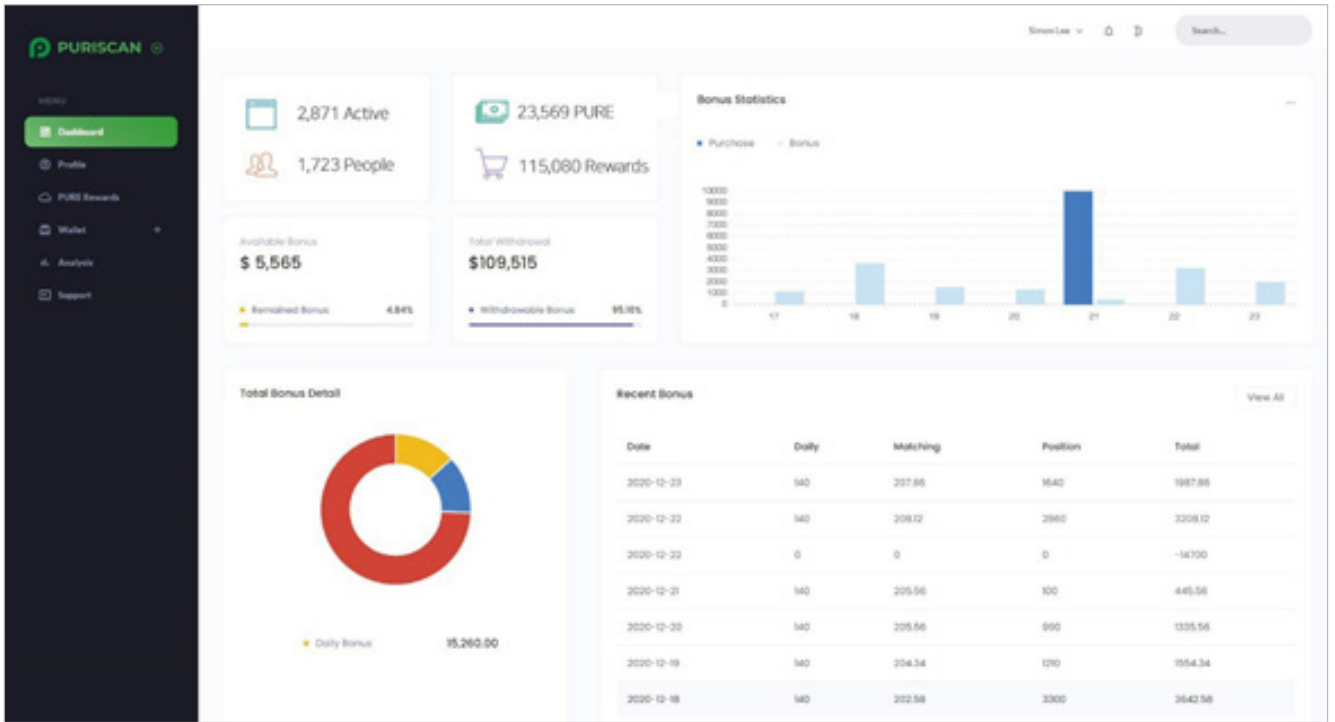
Puriscan

Puriscan is an indoor air quality management solution integrated with Puriever’s detection equipment. Each air quality detector has a shared registration code that is automatically integrated upon installation and registration of the device.

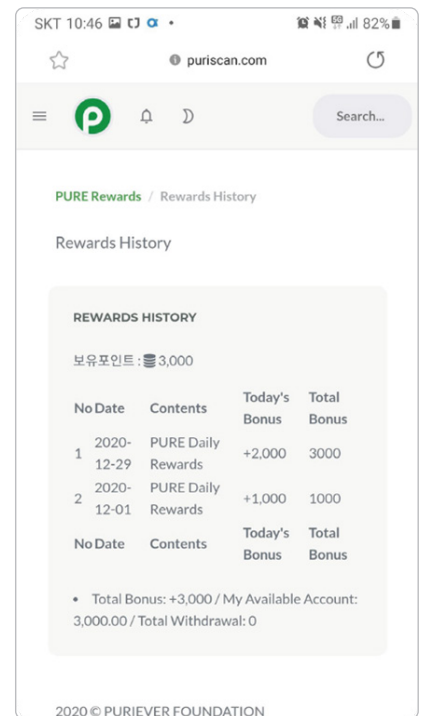
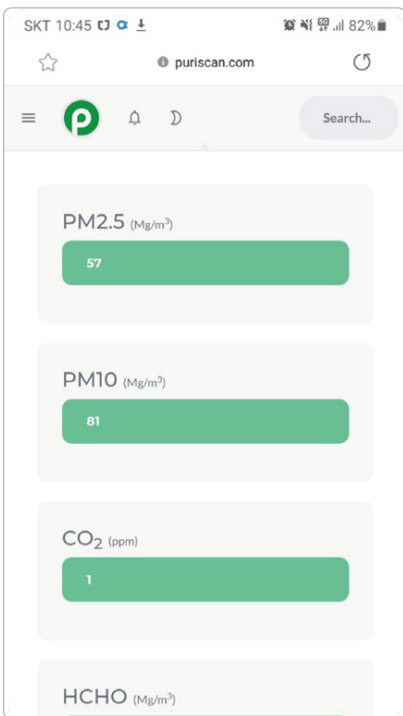
The air quality measurement data can then be sent, stored and verified in Puriscan. The air quality data is operated and analyzed throughout the year, and the ‘air quality monitoring report’ is provided to users on a quarterly basis.



Puriscan 웹사이트 대기질 현황 모니터링 페이지



Puriscan Rewards Page



PURI scan 모바일 (앱)

Puriscan



Puriever Air Quality Detection Device - B2G Only



Puriever Air Quality Detection Device - B2B only

Purimap



PURIMAP

Purimap is available on
purimap.com

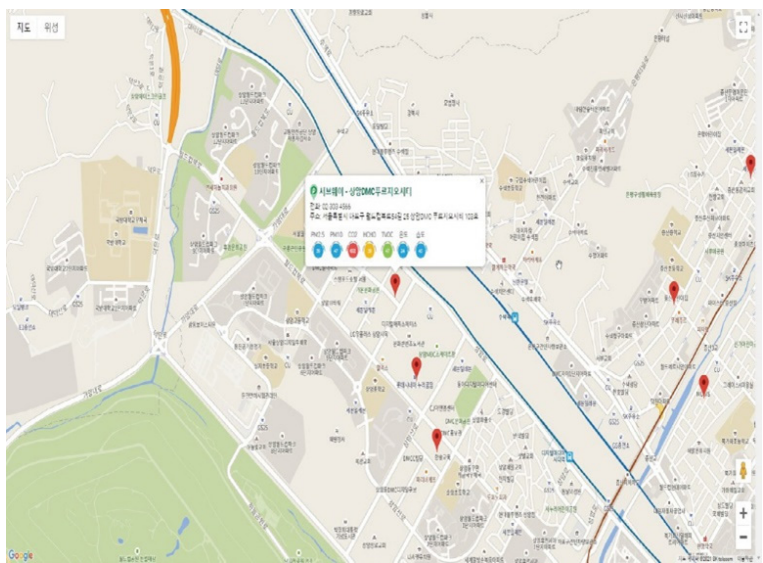
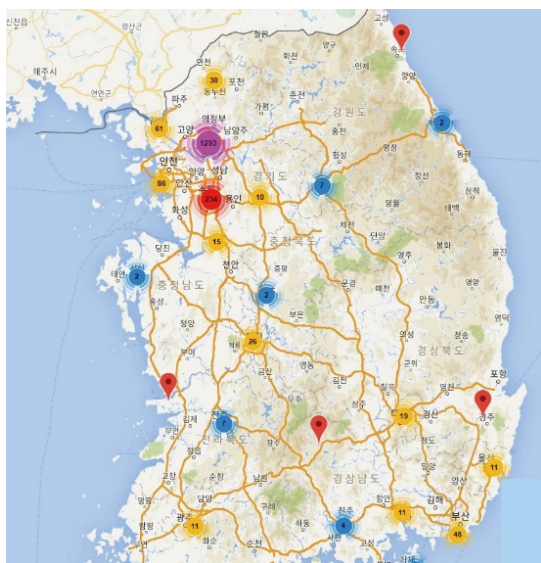
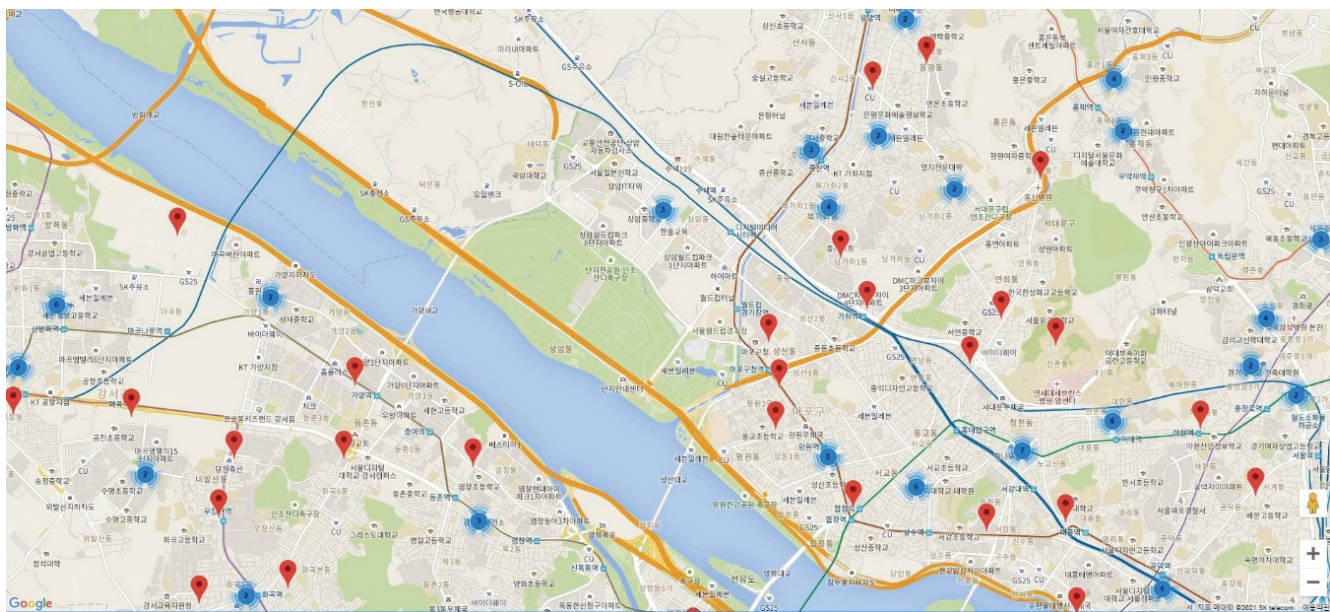
When real-time air quality data is transmitted from Puriscan, it analyzes the data immediately based on the designated location by administrative region, city, and province, and uploads it to Purimap to provide a location response service that tracks the indoor air quality status in real time.

When users use Purimap, they automatically track their current location and provide in-depth air quality data such as government offices, cafes, fitness centers, and public parking lots. Through Purimap, the current status of air quality and accurate contamination of substances such as CO₂, HcHo, TVOCs, etc. can be checked.



국내최초 재난안전 제품 인증 [인증번호: SS-X-0007]
(실내공기질 모니터링 서비스 플랫폼)

(Certification approved in September 2020)



In addition, Purimap was approved as a disaster safety platform product by a disaster safety certification agency and gained public confidence as an indoor air quality monitoring platform system. The air quality data provided to Purimap will also be checked and verified by Puriever’s air quality monitoring coordinator to provide more accurate and immediate air quality data. The monitoring coordinator of Puriever cooperates with the government offices to frequently update air quality status and indoor air reports to public officials and the Gu office to promote air quality certificates in nearby areas.


PuriOn

Puripick is a mobile application service by Puriever that encourages users to actively participate in the Puriever project. Anyone can easily download and register the Puripick app to their mobile phone and start the Puriever project.

Puripick is designed to be used as a real-time location-based social network platform that can be integrated with the voluntary provision of indoor air quality data to maximize daily user engagement. When a user logs in to the Puripick app, they can select the desired indoor activity type and location. Puripick then shows a list of places based on the nearest distance within the selected criteria. Puripick shows the real-time air quality status of the selected location as soon as the user chooses the place to explore.

When you enter a selected place, the current location information is automatically reflected in the Puripick app, providing a list of places where you can be interested in the activities or interests at the closest distance.

Puripick registered users can also voluntarily send shared data information to Puriscan and Purimap to reflect the most recent indoor quality data. Once users decide to do so, they receive a certain amount of compensation (puriever token; PURE) in exchange for providing data.



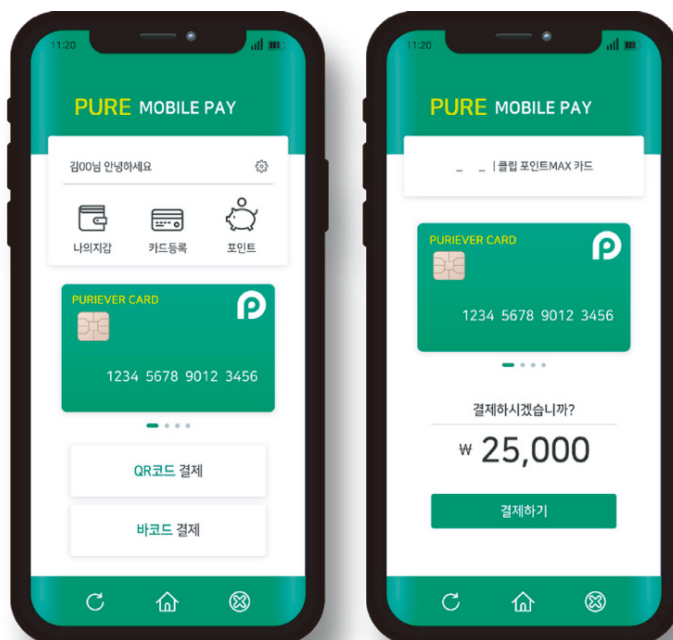
Each compensation amount, PURE Token, can be used in cash. All PuriPick activities are immediately sent to Purichain, whether logged in to the app, active in the current location, searching near the location of interest, checking the location, or tracking real-time indoor air quality data, and users receive PURE Token as compensation.

PuriCard

The Fourier Card (PURICARD) is designed to be used in the form of cash. PURE Token allows users to utilize PuriCard anytime, anywhere. PuriCard not only offers more discounts in clean areas, but also increased usability through compatibility with other virtual currencies. All control of PuriCard can be performed via DApp.

Through PuriPick, products can be purchased from air purifier filters and other shopping malls at the PURI Shop.

BTC, ETH, EOS, and USDT Token could be paid across 37 million stores worldwide to further enhance the scope and usefulness of PURI cards.



Bus Mask

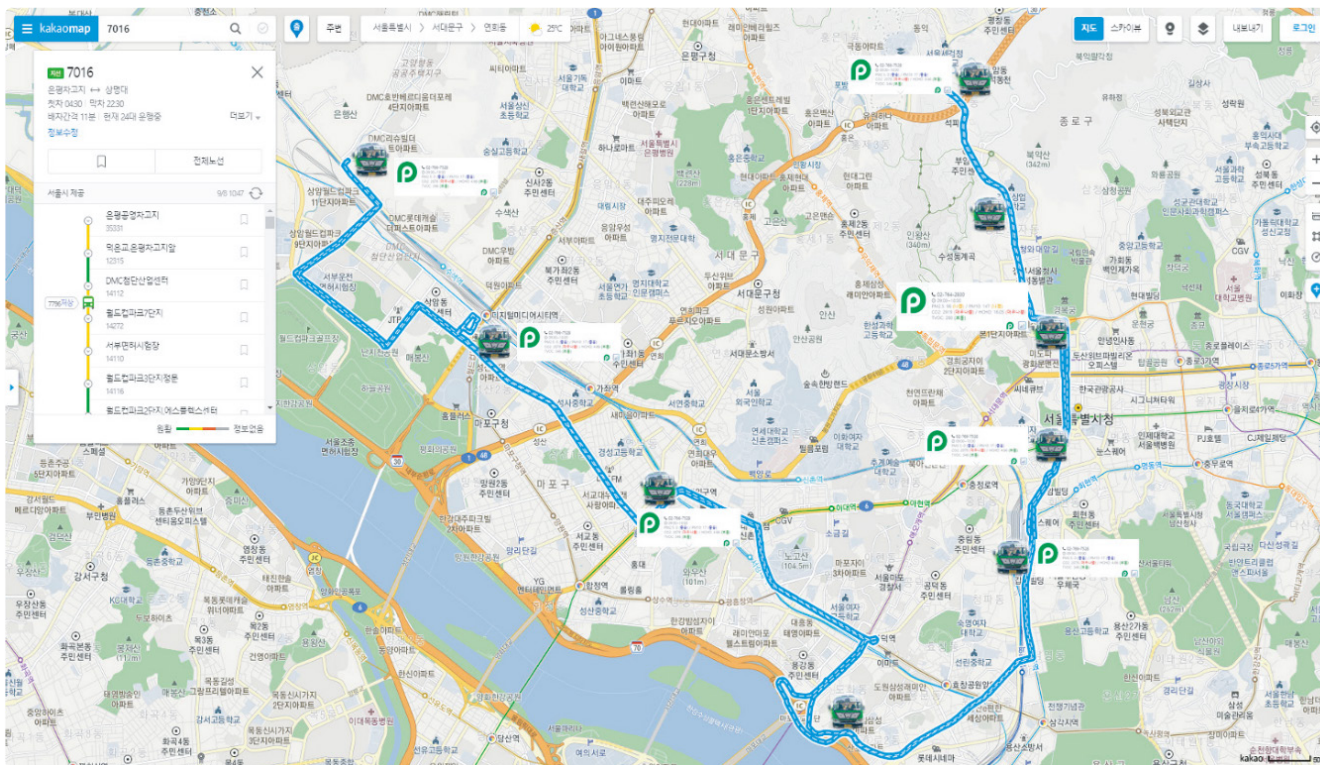
In order to provide more accurate location-based air quality data, Puriever has officially cooperated with theBreathKorea and the local governments, to install and test-scale its Diesel Particulate Filter (DPF) system under the title “Bus Mask.”



The filtered air pollutant data will be collected in real time as the bus moves around the city, and all measurements will be analyzed and the data will be provided by Purimap. This will add more accurate real-time air quality data in a wider range of regions.

Busmask Plus

Control monitoring can be performed by attaching an air quality pollution measuring sensor to the bus mask. This absorbs scattering dust from the road and gas from the car, which is the main cause of pollution, and the attached collection sensor sends data collected to the control monitoring center in real time for pollutants and exhaust fumes. Thus, each data is accumulated, and it can be used in a variety of fields.




Monitoring pollution reduction activities for road pollution through bus mask Plus in real time and establishing a comprehensive situation center.

Separator Fence Mask

The same fabric materials as bus masks can be installed and attached to sidewalks or vehicle separators installed in areas with high road traffic to continuously reduce pollution.

Currently installed in local governments with its affiliated company, theBreathKorea



The cover of the power distribution panel

Puriever's DNA (Data + Network+ AI) clean solution product development and production

Puriever not only collects air quality data information transmitted from Puriscan, but also directly supplies clean solutions to B2B and B2C through its own technology and cooperative production through the collected information.

The DNA of Puriever is expected to enter the clean and quarantine market based on the technology of internal engineers and start selling products from the first half of 2021 so that AI analysis with the data collected here can immediately respond to the improvement of air quality. . (Various certifications are currently in progress.)



로봇태권비

글로벌 친환경 및 공기질 청정 사업을 위한
로봇태권비가 캐릭터 상품화 계약

2020.10.26

(주)로봇태권비 (주)유니네트워크



Puri Index

Puriever is developing its own Puri Index by mixing various data information. The Puri index is integrating various indexes to index them so that people can easily recognize them visually based on information obtained through various products of Puriever after comparative analysis.

Currently, it is difficult for ordinary people to judge the integrated environment with various indices such as PM2.5, fine dust, CO2 and HCHO on a regular basis.

Therefore, the puriever foundation is conducting a study on the development of the Environment Clean Integrated Index so that it can check clean information at a glance by developing its own Puri Index as well as global standard information.

Puri Coordinator

To monitor air quality data transmitted from Puriscan, Puriever places an air quality monitoring coordinator trained and certified by the Business Continuity Planners Association (BCPA) in a designated area (located in each area where air quality detectors are installed). The air quality monitoring coordinator monitors the 24 hour air quality data via Puriscan.

Based on the air quality data analyzed in Puriscan, the monitoring coordinator issues a quarterly report on the air quality status of the facility. The monitoring coordinator will also visit regularly to manage the detector status and provide customized counseling services to improve the air condition in the region.

To be recognized as an air quality monitoring coordinator, one must complete BCP's training program for fine dust managers. Under the program, managers will be required to take a formal test, and only those who pass the qualification will receive a formal certification. Only authorized administrators are assigned as air quality monitoring coordinators for Puriever.

Flying Air quality management system

How to protect ourselves from virus, bacteria, fine dust, ultrafine dust, and pollutants? MEDIBREATH is the world's first Air quality management system with sterilizing effect that introduces TiO₂ based on CVD. It safely protects us from not only virus and bacteria but also fine dust and ultrafine dust. You can see the amazing air purifying effect by three layers of activated carbon.

- Effective for antibacterial function and removing stink
- Prevent toxic substances release by adsorbing, decomposing, and purifying the following pollutants
o Allergenic dust, nitrogen oxides, sulfur oxides, volatile organic compounds, formaldehyde, ozone, carbon monoxide, carbon dioxide



Sterilization Clean Air Management System

We promote a project to provide a sterilizing air purifier collaborating with Taekwon V, which is one of the most popular robot characters in South Korea, and public institutions.


- Patent for non-powered air purification
- The world's first Air purifier using CVD Tio2 that guarantees 99.9% of sterilizing virus and germs verified by Ministry of Environment
- Improve image of institutions by giving real-time information about air quality with the familiar character
- Improve awareness of relationship between health care and inside air quality for local residents
- Operate the real-time air quality control monitoring system based on IoT
- Expose advertisements for institutions and their working by DID monitoring
- Purify and sterilize air in which to allow people a safe space



SMART UNINETWORK

Food Waste Disposal Smart Management System

From emission to collection, transportation, disposal, and recycling process smarter than ever!



IoT-based
weight sensor
attachment

2021
Second half
blitz release
Expected

| IoT Sensor | BLE 5.1 Based Wireless Communication |
| Waterproof Function | Outdoor Environment Durability |



Scale Size
380*400*40



Guide Size
540*480*200



Super Strong Battery
Lifespan 2 Years



Excellent Waterproof Function
Operable When Submerged

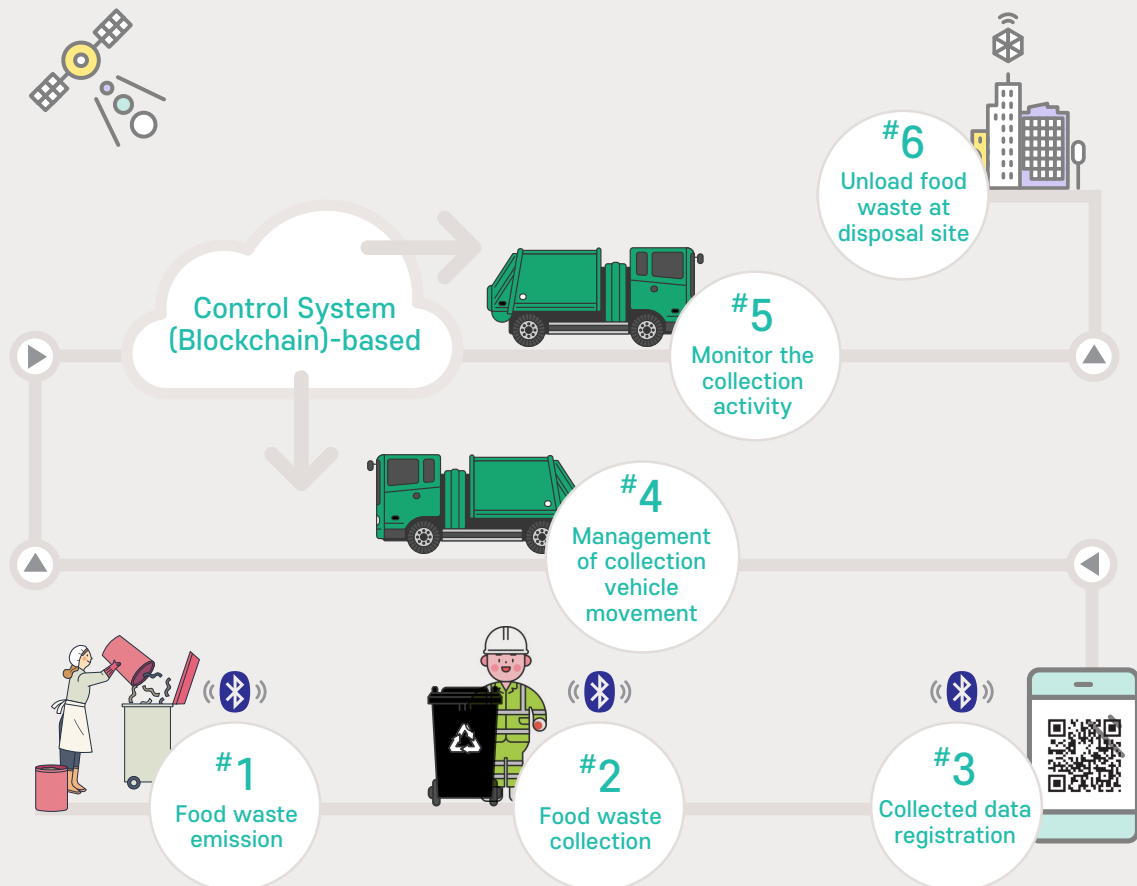
Satisfaction guaranteed by all: residents/waste discharging company, collection-transportation company, disposal depository, administrative offices concerned(local governments)

Food Waste Disposal Smart Management System



From emission to collection, transportation, disposal, and recycling process smarter than ever!

Food Waste Disposal Smart Management System



PURIEVER Reward System

Clean Data Upload Reward

By transmitting the Clean Data collected from PURIEVER’s air quality monitoring device, air cleaner, air pollutant detection device through PURISCAN to PURIEVER platform, users may receive reward in PURE TOKEN. The data includes user’s atmospheric environment information. Through the analysis of Big Data and AI technology, PURIEVER platform utilizes the collected data for various service platforms in PURIEVER. The amount of Clean Air Data Upload reward is limited to 360,000,000 coins rewarded from the ecosystem. The volume of the reward will vary depending on the amount and the level of difficulty of Clean Air Data collection. Users can use the coins at PURIEVER’s ecosystem for various services.

Clean Air Data Maintenance/Management Reward

In order to continuously upload clean air data with variety of atmospheric environment information, PURE TOKEN is provided as a reward to people who have contributed to maintaining and managing PURIEVER’s various monitoring devices. Once the clean air data generation scope is defined, it is assigned to each air quality monitoring coordinators. Within the assigned scope, coordinators may partially use the distributed TOKEN given as clean air data upload reward for their marketing activities.

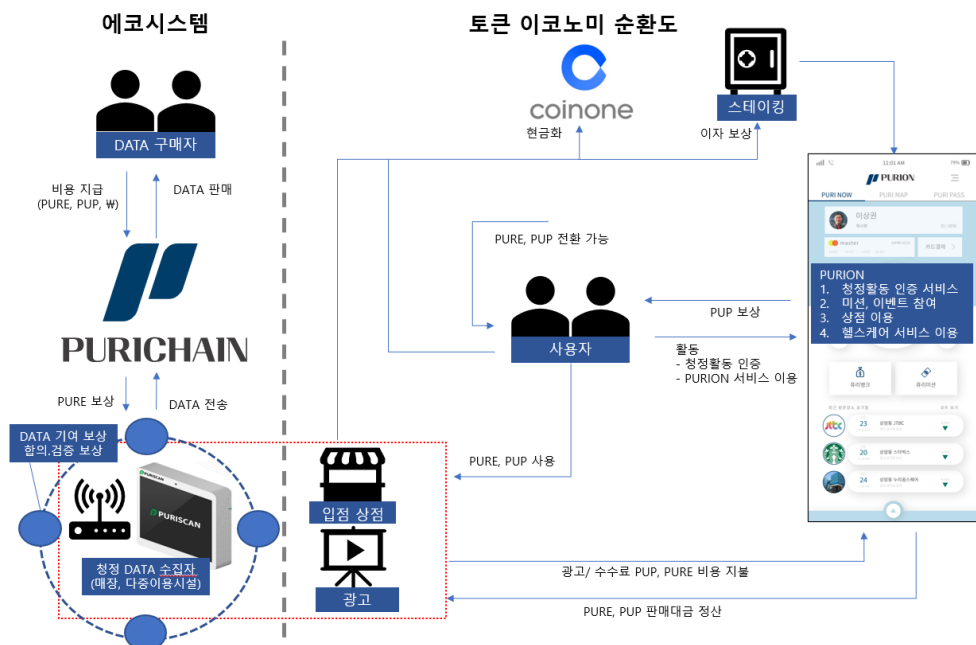
PURION Service Participation Reward

In addition to clean air data upload and maintenance/management rewards, PURIEVER is preparing a reward policy which is not linked to the ecosystem but generated by means of profit creation through a thorough PURION service platform. Some of 240 million allocated to the establishment of initial PURION ecosystem and some of operation fund are used as sources for the reward. The points received by participating in the activities are provided as a reward, and is called PUP(PURI POINT). The given PUP may be used on variety of activities in the service platform, such as purchasing products, using services, taking part in missions.

Food Waste Reduction Participation Reward System

Plastic Use Reduction Participation Reward System

Single-use Plastics Use Reduction Participation Reward System





공기
처처
느낌
저녁

PURI CHAIN
MAINNET

Mainnet Puri Chain



1. Consensus Algorithm - POP(Proof-of-Purity)

The clean activity information consists of a model of algorithms that analyze the air quality of particles and materials identified through sensors, provide confidence in air quality status and clean information through clean robot activities for clean activity, and agree through a mathematical demonstration to achieve a certain reward. To this end, technologies were developed to develop independent security protocols and to prevent forgery.

2. Prove Clean Activity

Customers want to know how reliable their air purifier activities have been and how much electricity they spend on clean activities. However, relying on specific platforms for this information is likely to be manipulated and problematic due to the asymmetry of information.

It is the first sensing activity that identifies the characteristics of air quality. Distortion of this sensing activity information will result in higher social costs for clean activities. In order to extract reliable information from these activities, Input/Output information filtering should be done to ensure that the signals from the sensor information are being accurately extracted relative to time.

Filtering input and output information involves encoding and decoding data from the protocol of the signal coming from the sensor and converting it into a form of machinable data. This transformation allows the signal of air quality information to be verified and changes to encrypted data formats are made to prevent this transformation of verification information.

3. Mechanical Proof

All activities performed by mechanical proof cleaning devices (measuring devices and clean quarantine activities) are carried out through the operating system. The driver that controls the device and various process processing activities during booting and processing are performed in the I/O process, which means that the operating system is affected by specific commands and control activities.

All mechanical devices have a format that communicates with each sensor. For control signals and data, it is equipped with an interface to communicate with I2C, I2S, SPI, and SERIAL, which is data-driven through synchronous or asynchronous processing between two directions. The device driver recognizes the clock and event information of the signal doing this process, which is then cyclically processed to obtain mapped information from the data buffer through this recognized interrupt.

Information about these sensors and mechanical activities can be extracted in a consistent form, which makes reverse conversion difficult through hash functions, and can be made impossible to tamper with activity information by processing security based on public key addresses based on identification only given to mechanical devices. Utilize the reliability of mechanical information about clean activities obtained through proofs of these processes and provide the basis for the ecosystem's rationale for compensation in this process.

4. Mathematical proof

Once clean activities have been obtained through mechanical devices and activities, the processing of such information should be applied to mathematical models to further clarify the evidence for that information. Collecting log information from simple data provides an unreliable basis for information. Mathematically, increasing the credibility of this evidence is highly correlated with mechanical device errors. We are applying mathematical filtering to compensate for the errors in these data. The need for filtering of these error corrections is due to unreliable communication channeling. In the communication environment, various electrical interferences can cause extrusions of signals, which are applied as asymmetry of information.

The models of POP consensus algorithms are applied to segment communication operations so that the intersegment error correction and the Parity proof that cannot be distorted at the data transfer layer of communication. These mathematical proofs act as correction filters to overcome the obstacles of continuous signals in the data frame in the generation of blocks and increase confidence through these corrective filters. We apply mathematical error correction logic to the proof to increase the reliability of the segments for the mathematical logic of this process and to increase the reliability of the protocol's flow and information.

5. Measurement of Clean Information Reliability

When various clean activity information is obtained from the network, the transaction is hashed according to the continuous time information recorded, which should generate blocks so that information about the process is recorded within a certain time. In this process of distributed processing, the block's tree structure should be defined to separate the block's information into unit pieces of time and to group blocks in order to prevent tampering in the process of recording transactions in those blocks.

By distributing and proving this procedural block recording process to hard-to-modulate bullock, proving the unit block group M of a transaction that occurred during a certain period of time rather than defining a block N address that satisfies certain conditions results in better proof efficiency. This efficient group proof of the block increases the reliability of the transaction's proof of agreement and proves the integrity of the transaction. Based on this proven transaction integrity information, reliable proofs and rewards can be achieved.

6. Block Reward

Proof of agreed blocks as units of transactions at a given time depends on advanced computations. These computational dependencies are borrowed as proofs of clean activity, and by increasing the processing reliability of these generated segments, we participate in the processing of transactions and demonstrating blocks as a treeed group to achieve equalization of responsiveness and rewards for the trust model. The ratio of compensation is determined by combining the total compensation of blocks in a particular time-bound group with the ecosystem's formula, which defines and rewards compensation logic that corresponds to the level of participation of the entire transaction and block for mechanical and mathematical activities that provide sufficient value and information reliability.

Because of the high electrical activity of participating in the compensation per block, the reward of a list of transactions is to be used to prove the block 24 times a day by counting the hash time of the block, considering the high transaction rate and the high participation rate of the block creation.

Grouped block attestation flowchart

The Puri Chain will be further defined in more detail in time for the release of the Puri chain TestNet, a version of the test for the white paper 2.0 and the Mainnet.

PURIEVER Token

PURE Token is provided as a reward for contributing to the establishment of PURIEVER ecosystem. If users agree to transmitting their performance data such as position-based data, real-time air quality data and their personally favorable data to PURIEVER blockchain through Puriscan, Purimap and PuriOn, they are rewarded.

The role of PURE Token in the PURIEVER ecosystem is similar to the features of cash, and it can be exchanged to PuriOn's mileage/point system to use for purchasing products, such as food, beverage, leisure tickets(movies/theme parks/concerts, etc.), or face mask, air filter at affiliated markets. PURE Token holders are also rewarded for contributing to the ecosystem by playing the role of the PuriChain node.

PURE Token may be stored and used through PuriCard issued in partnership with MasterCard, and can be used freely in 37million MasterCard stores and ATMs around the world.

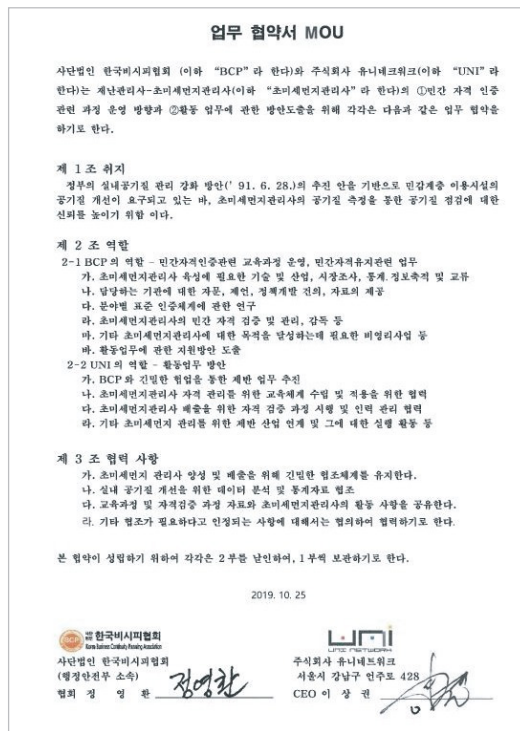


MOU and Patent registration

In order to maintain the most efficient and rapid air quality monitoring service, Puriever agreed to officially cooperate with the Korean Association for Air Quality Monitoring (BCP), an agency affiliated with the Ministry of Public Administration and Security.



초미세먼지사 교육 수료증서

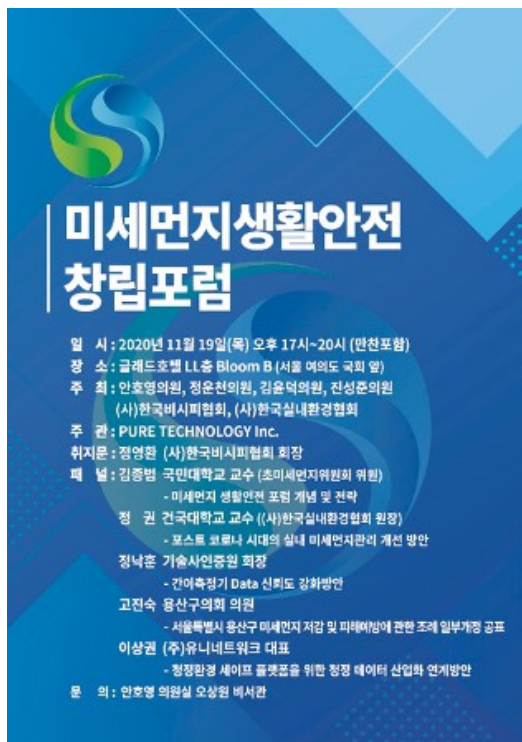



Certificate of Completion for Fine Dust Manager training

The Puriever team is working with the General Assembly of Korea to organize an official forum to intensively discuss fine dust and air quality issues to convey the importance of “clean air” to the public.

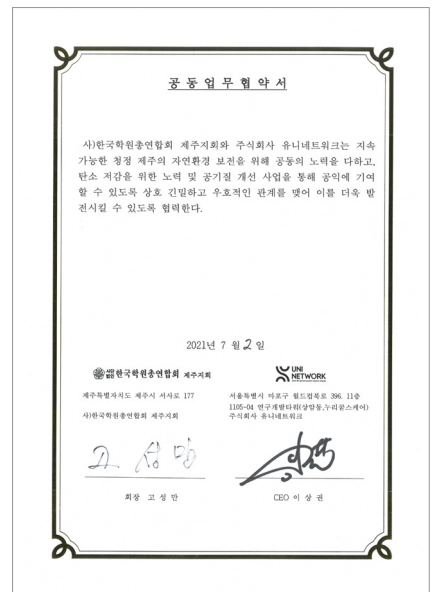
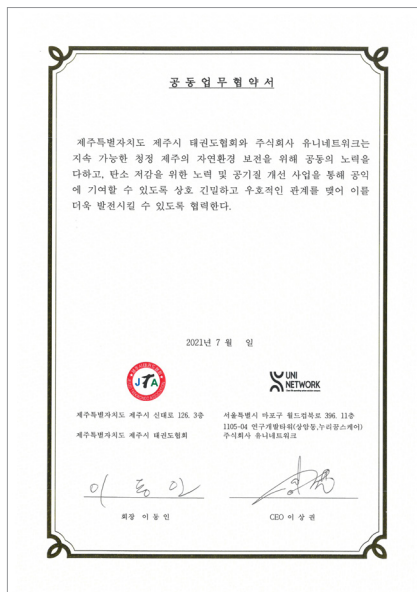
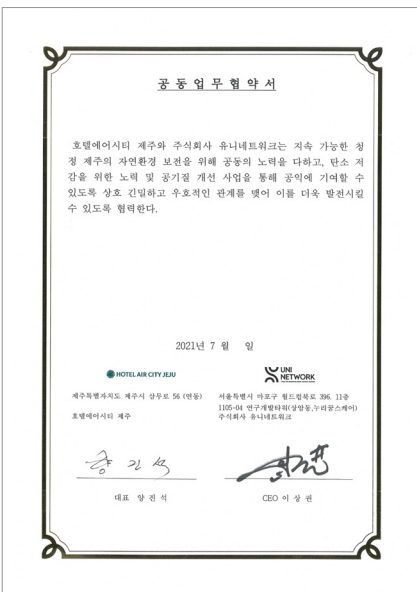
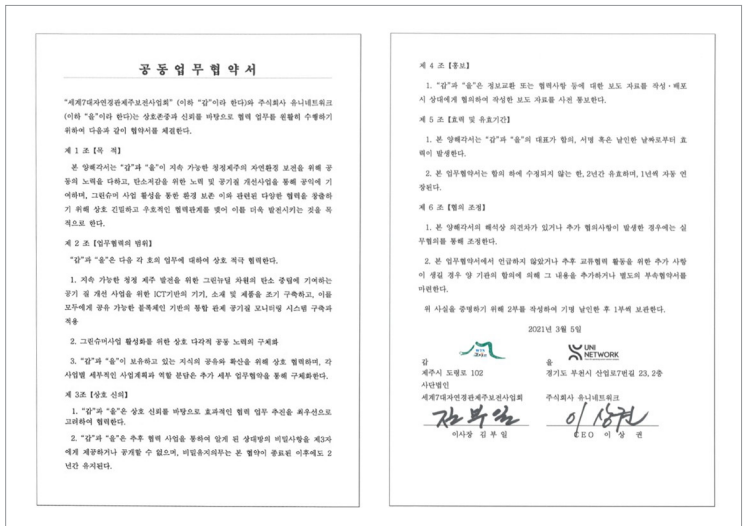
The Fine Dust Living Safety Forum, which focuses on fine dust and air quality issues, will be held on October 30, 2020.

The main agenda is the government’s budget for reducing fine dust and supporting the establishment of regulatory and legal bases, such as preparing the basis for the establishment of fine dust- related education institutions, entrusting air quality monitoring products, and entrusting certification institutions.





The main participants of the forum were the Ministry of Environment, the Ministry of Public Administration and Security, the current ruling party and opposition party members, and 27 members of the Korea Fine Dust Management Committee, including Puriever, participated in the forum as a member of BCP and an advisory body. Other high-profile figures are hoping to join the forum.



(주)유니네트워크 - 금오공과대학교
가족회사협약서

㈜유니네트워크와 국립 금오공과대학교는 상호 협력 하에 교육, 연구, 개발을 수행하기 위하여 아래와 같이 가족회사 협약을 체결한다.

제1조 (목적) 본 협약은 양 기관이 긴밀한 협력체제 구축으로 산업체와 대학의 공동 발전을 모색하는 것을 목적으로 한다.

제2조 (협력사항) 양 기관은 다음 각 호의 사항에 대해 신뢰를 바탕으로 상호 협력한다.

1. 국제사업 상호 협력
2. 금오공과대학교 소속 학생의 산업체 현장실습 및 취업연계 지원
3. 산학 공동연구 및 기술개발
4. 기술지도 및 경영자문
5. 연구시설 및 장비의 공동 활용
6. 상호 공동 관심분야의 정보 및 지식 공유
7. 산업체 재직근로자 교육
8. 양 기관의 상호 공동 발전 도모
9. 기타 양 기관이 필요하다고 인정하는 사항

제3조 (비용부담) 업무협력 및 상호 공동사업의 수행으로 인해 소요되는 비용은 수혜자 부담원칙으로 하되, 필요시 양 기관이 상호 협의를 통해 결정한다. 공동사업의 수행에서 발생하는 수익의 분배에 대해서도 이와 같다.

제4조 (비밀유지) 양 기관은 본 협약사항 수행과정에서 알게 된 비밀을 외부로 유출할 수 없다. 다만, 공개가 필요한 경우에는 사전에 상호 협의한다.

제5조 (상호협력) ①양 기관은 본 협약목적이 원활히 수행될 수 있도록 상호 협력하여야 한다.

②본 협약서의 해석상 이의가 있거나 협약의 이행을 위하여 필요한 사항은 양 기관이 상호 협의하여 정한다.

제6조 (협약의 해지) 본 협약을 해지하고자 할 경우 14일 전 서면으로 통보하여 상호 협의 후 변경 해지 할 수 있다.

제7조 (효력발생) 본 약정은 양 기관이 날인한 날부터 효력이 발생한다.

제8조 (기타) 본 협약서는 2통을 작성하여 서명 날인하고 양 기관이 각각 1부씩 보관한다.

2021년 / 월 2일

경기도 부천시 산업로7번길 23
기관명 ㈜유니네트워크
대표자 이순욱 (인)

경상북도 구미시 대학로 61
국립금오공과대학교
총장 이상철 (인)



업무협약서

한국음식물류폐기물수집운반협회(이하 "음수협"이라 한다)와 한국온실가스감축재활용협회(이하 "온실협"이라 한다)와 주식회사 유니네트워크(이하 "유니네트"이라 한다)는 2050 탄소중립달성 및 자원순환 활성화를 위한 "음식물류폐기물 스마트 처리 시스템 구축"을 위한 업무협약을 다음과 같이 체결한다.

제1조 【목적】

"음수협"과 "온실협", "유니네트"는 상호 존중과 신뢰를 바탕으로 정보의 제공, 업무의 연계, 수익사업의 추진 등 상호 협력하여 공동 추진함으로써 상호간의 발전과 사업 시너지를 증진시키고자 전략적 업무 제휴 관계를 유지하며, 음식물류폐기물 스마트처리 시스템 구축과 온실가스 감축을 위한 신의성실 원칙에 의거 전반의 노력을 다함에 있다.

제2조 【업무협력의 범위】

"음수협"과 "온실협", "유니네트"는 "음식물류폐기물 스마트처리 시스템" (이하 "스마트시스템"이라 한다) 구축을 성공적으로 수행하기 위해 자차가 보유하고 있는 역량과 자원을 최대한 활용하여 상호 이익이 될 수 있도록 다음 사항에 대하여 상호 협력을 한다.

1. "음수협"과 "온실협"의 역할

- 1-1 음식물류 폐기물 배출자, 수거자, 처리자의 운영에 대한 사항
- 1-2 정부기관, 관련기업 협업에 관한사항 및 음수협 업무 진행의 전반에 관한 협조
- 1-3 탄소중립적 차원의 탄소배출권과 연계하여 확장하는 업무 진행
- 1-4 각 법령, 제도적 차원의 관련 이슈 해결 모색
- 1-5 기타 시스템 구축을 위해 필요로 하는 제반의 사항에 대한 대응 및 해결

2. "유니네트"의 역할

- 2-1 블록체인 기반 기술을 바탕으로 하는 "스마트 시스템 구축" 개발에 대한 총괄업무
- 2-2 스마트 시스템 구축에 참여하는 업체 컨트론팀 업무
- 2-3 시스템의 데이터 관리와 리워드 차원의 "TREC코인" 보상체계 설계 등 전반의 업무
- 2-4 시스템과 연계한 탄소 절감에 대한 전반의 블록체인 기술업무 지원
- 2-5 기타 업무 연계 및 협력이 필요한 사항

제3조 【우선협력】

이 협약에 의한 공동사업은 물론 이 협약에 의하지 않은 각 당사자간 사업의 추진에 있어 필요한 경우 협력사업 상대로서 우선 하기로 한다.

제4조 【업무진행 방법】

"음수협", "온실협", "유니네트"는 업무협력 차원의 역할 재정립, 개발 로드맵, 제도 차원의 진입방안 모색 등을 위해 TF팀을 빠른 시일내 구성하여 세부 업무를 추진하기로 한다.

제5조 【비밀유지 및 법적 구속력】

본 협약서는 상호 간에 법적 구속력을 갖지 않는다.
단, 본 협약의 체결과 추진 과정에서 지득한 상대방의 모든 정보 및 자료는 사전에 서면 등의 없이 본 협약의 목적과 다르게 사용하거나, 제3자에게 유출, 공개, 사용하게 하는 것은 법적 구속력을 가진다.

제6조 【협약의 효력】

이 협약은 유효기간 1년으로 하되, 만료 1개월 전까지 어느 일방으로부터 본 약정의 폐기에 관한 서면 통보가 없는 한, 이 협약과 동일한 조건으로 1년씩 자동 연장되는 것으로 한다.

"음수협"과 "온실협", "유니네트"는 이 협약의 성립을 증명하기 위하여 협약서 3통을 작성하여 3자 대표자가 기명 날인한 후 각각 1부씩 보관한다.

2021년 2월 25일



사단법인
한국온실가스감축재활용협회
회장 이만의 (인)

사단법인
한국음식물류폐기물수집운반협회
회장 조운제 (인)

(인)

(인)



주식회사 유니네트워크
CEO 이상권 (인)



Certificate of Patent: Mining system and its operation (2019.11.05)




Certificate of Patent: Power supply device for computer mining system and its power supply method (2020.05.07)



Certificate of Patent: Blockchain-based Value compensation method for Clean Activity (2021.03.05)



Disaster Safety Product Certification (KBCP Association): Uninetwerk blockchain main network PURICHAIN



Disaster Safety Product Certification (KBCP Association): Uninetwerk indoor air quality monitoring device reward system



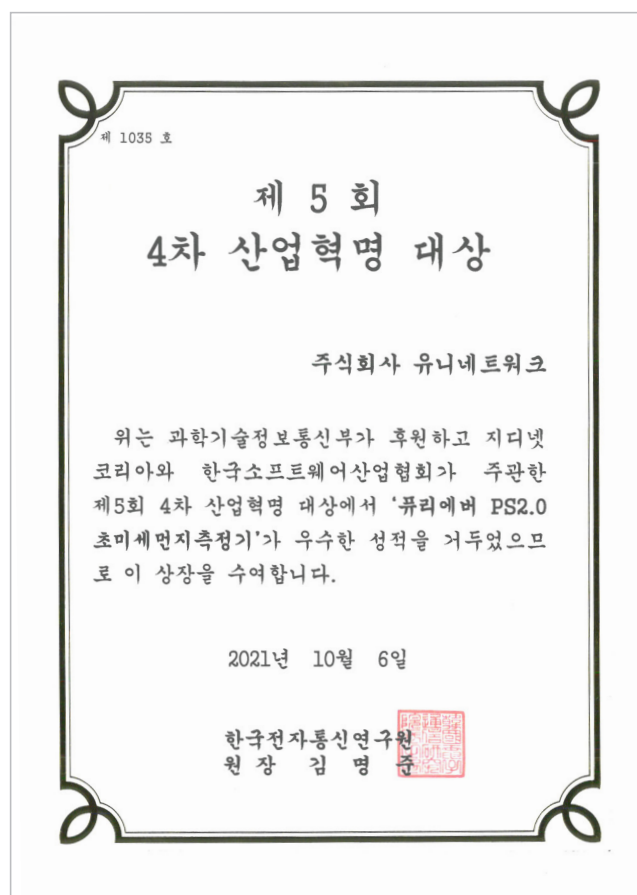
Disaster Safety Product Certification (KBCP Association): Uninetwerk PURIEVER PS2 fine particulate matter monitoring device

AWARDS

“2020 Blockchain Application New Technology Award” (Grand Prize, Application Technique Field)



The 5th “Fourth Industrial Revolution Award”
(Grand Prize)



ROAD MAP



Puriever Phase 1 - Domestic Market

Q2 2020

Partnership with Government

- Bus mask partnership
- Cooperation with BCP Association under the administrative
- Puriscan (Beta) launch
- Purimap (Beta) launch

Q3 2020

Expansion of partnerships with administrative districts in Korea

- Officially released B2G air quality detector (September 1)
- Purimap can be traced by collecting and analyzing real-time air quality data across the Korean Peninsula through Puriscan
- Partnering with regional and district level government regarding "Mask Bus"

Q4 2020

Expand partnerships with major domestic educational institutions, strengthen blueprint data

- Elementary institutions: kindergarten, day care center, elementary school
- Second institution: Middle school and high school
- Third institution: University/Research Center
- Held the National Assembly Forum-Fine Dust Life Safety Forum, Forum on the Ilive safety from fine dust (sponsored by the Puriever Foundation)

1st Half 2021

Cooperation with government ministries in South Korea

- Air quality improvement cooperation with the Ministry of Environment and related departments
- Agreement with Kumoh University of Technology
- Korea association of greenhouse gases reduction and utilization
- Korea food waste collection transportation association Agreement
- Seven Natural Landscape Jeju Conservation Society Agreement
- Attend a public hearing at the Seoul Metropolitan Council
- Patent registration for value compensation method of clean activity using blockchain
- Attend the Clean Air Expo event
- Provides real-time air quality data to the Ministry of Education through Purichain
- Providing regular reports on air quality in Korea to the government
- Robot Taekwon V AIR CLEAN FABRIC Product Launch

2nd Half 2021

Focus on data accuracy and real-time air quality data management

- Continuous update of air quality data analysis technology with Purichain
- PURISCAN & PURIBOARD Public Launch
- Public launch of the Purion mobile app(Beta) service
- Puriscan and Purimap overseas service launch preparing
- Function update
- Localization
- Accuracy QC of overseas location check service is carried out
- Puriever only MasterCard launches – Pure Token only
- Official launch of Puriever Mainnet
- Robot Taekwon V Flying Air purifier Product Launch

Puriever Phase 2 - Asia Market

First Half of Year 2022

- Launch PuriOn mobile app service (beta service)
- Launch Food Waste Disposal AIoT Smart Management System

2022

Asian market: Japan, China, SEA region

- Entering the Chinese Market - Puriever China's Customized Monitoring Device Initiates Cooperation at the Local Government level
- Release Puriscan China alpha version
- Purimap update - Add Chinese map
- PuriPick - Classification of Chinese concert halls and leisure services begins
- Expanded use of PURI Tokens (use without borders of international PURE Tokens)

Late 2022 ~ After

- Enter into Japanese market - Start cooperation with the Japanese government; Local administration approach to Purichain's data utilization
- Puriever start service in Japan
- Expand the use of PURE Token

Late 2023 ~ After

- Expand Puriever service to SEA region and rest of APAC region

Puriever Phase 3 - Global Expansion

Late 2024 ~ Europe and Middle East

TEAM AND ADVISORS



Simon Lee

Founder&CEO

- Founder and Chief Executive Officer of Puriever
- Currently Chairman of the Board of Directors of Hackers Holdings
- Current Professor, Konyang University Lifelong Education Center
- Former CEO of KT Media
- Former KT Marketing Planning Headquarters PM
- Annphone Business Division Operations Director
- Intelligence Network Business General Manager
- Awards: KT Spot, KT President Citation



Kay Cheung

CTO

- Current Chief Technology Officer, Puriever (CTO)
- CIO & COO of Hackers Holdings Co., Ltd.
- Former Registered Director of Morpas (CIO & COO)
- Former CEO of Wise Engine
- Former adjunct professor at Youngjin Cyber University
- Former Senior Researcher, Korea IT Convergence Industry Promotion Agency
- Former Researcher, Level 6, Korea IT Rental Industry Association
- Former Wauriux software development
- Seoul National University, Ph.D.-Bioinformatics major
- Seoul Metropolitan Office of Education web system planning and development
- Planning and development of Itdoumi (Small and Medium Business Information Portal)
- BESTASP certification planning and certification system development
- Meister High School Textbook Writing
- Writing technical books such as Ubuntu Linux
- Lectures at government and many organizations



Nilesh Parikh

CIO

- Puriever Chief Information Officer
- Senior VP, Quality Management Department, Movius Interactive Corporation
- WW Channels & Strategic Alliances at Mavenir Systems Japan Branch
WW Channel & Strategic Cooperation Department and General Manager
- Hewlett Packard-CMS' Account Principle and Strategic Sales Consultant
- Condor Networks Corporation Founder and CEO/CTO
- VICORP. VP of Overseas Sales and Product Management at Inc.
- Inchineer, Senior R&D for SS7 Intelligent Network (IN) Systems at Ericsson Networks systems



Jin Wook Goo

Technical Service Lead

- Puriever Technical Manager
- Current Senior Researcher, Hackers Holdings
- Former Hyundai Mobis Vision Inspection Equipment Developer
- Former Datagen Factory Automation Team Leader, LG Electronics TV Panel Hall.
- Former Head of Global SW Development Team, Nexcom
- Former Ani-Companion Engineer
- Permanent deletion solution development
- Temporary file management technology and permanent deletion technology development
- Samsung/LG display LCD panel surface inspection machine development

ADVISORS



Young Hwan Jung

chairman

- ISO/TC292 Korea Disaster Safety International Standard Representative
- Member of the National Industrial Standards Committee
- Vice-director of the Central Evaluation Group for Safety Korea Training
- Representative of Public Service (Disaster and Safety), Standards Association
- Instructor at National Civil Defense Disaster Safety Education Center
- National Infrastructure Evaluation Committee



Tae Sung Gang

- Puriever Advisor
- Bethel Enterprises Ltd. Chairman
- Chairman of SYK China
- Secretary General, World Peace and Cooperation Foundation



Hee Jo Kang

- National Infrastructure Disaster Management Assessment Central Joint Assessment Team, Ministry of Public Administration and Security
- Central Joint Evaluation Team, Central Safety Education Inspection Team, Ministry of Public Administration and Security
- Member of the Disaster Safety Central Joint Assessment Group, Ministry of Public Administration and Security
- Member of the Disaster Management Evaluation Committee of public institutions and the self-evaluation committee of financial projects
- Chairman of Daejeon Metropolitan City Safety Management Public-Private Joint Committee



Jong Bum Kim

- Doctor of Science and Technology Policy and R&D Administration
- Ministry of Public Safety and Security, Integrated Disaster Response Group Future Advisory Committee
- National Science and Technology Advisory Committee
- Member of the National Unification Advisory Council
- Disaster Map Management Officer

ADVISORS



Jae Cheol Park

- Former head of the Metropolitan Civil Safety Office
- Former Head of Safety Management Office, Jeju Special Self-Governing Province
- Former Vice Mayor of Jeju
- Former Director of Jeju Special Self-Governing Province
- Safety Korea Training Central Evaluation Committee



Juk Seong Lim

- Secretary-General of the Disaster Violation Citizens' Federation
- Ministry of Public Administration and Security Public- Private Cooperation Committee Emergency Disaster Response Team
- Director of the Foundation's Disaster Prevention Administration



Hyo Soo Hwang

- Honorary Chairman of Korea BCP Association
- Current Representative of Korea PM Research Center
- Current CEO, Korea CM Research Institute
- Current Chairman of the Society for Construction Cost Engineering
- Vice-Chairman of the Korean Society of Technology, Former Auditor
- Current Senior Vice Chairman of Korea Arbitration Association (CEO of Construction Arbitration Forum/ Current Advisory Committee)
- Current Commercial Arbitration Board Arbitrator
- Former member of the Ministry of Land, Infrastructure and Transport, Construction Technology Evaluation Center
- Current Korean Civil Society Council



Jaeok Han

- Current Research Institute of Industrial Technology Evaluation and Planning
- Former government office building management headquarters field action manual expert
- Former Central Evaluation Committee member of the Ministry of Public Administration and Security
- Former member of the Joint Inspection Team, Ministry of Public Administration and Security
- Former Researcher of Standards Association
- Former Jeju Special Self-Governing Province disaster response safety training consulting expert
- Former Busan Buk-gu Office disaster response safety training consulting expert



“모두가 누리는 Well-being 환경서비스 블록체인 플랫폼”